

Information for students

HU account, course catalogue, exam registration, Moodle, HU mail, computer labs...

HU Computer and Media Service, October 2016

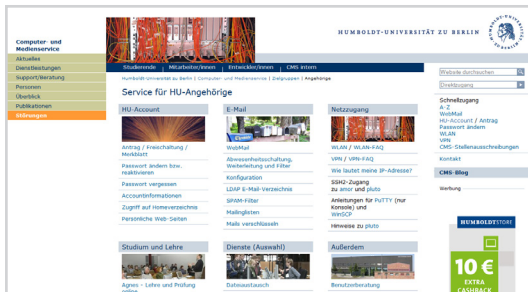
2017-engl-v09-1d

HU account

HU account – <https://amor.hu-berlin.de>

What is an HU account?

An HU account is required in order to use the electronic services at Humboldt-Universität zu Berlin. This account consists of a username and a password. You automatically receive your HU account upon enrolment – all you have to do is activate it!



What do I need an HU account for?

You can only sign up for courses and register for exams if you have an HU account.

Your HU account gives you access to AGNES, Moodle, email, Wi-Fi, VPN, computer labs ...

To activate your HU account and for information on other useful services, go to <https://amor.hu-berlin.de>

<https://amor.hu-berlin.de>
oper@cms.hu-berlin.de

Course catalogue

AGNES – online course catalogue – <https://agnes.hu-berlin.de>

All HU courses can be found in "AGNES – Lehre und Prüfung Online". In addition, you receive information about lecturers, office hours, room plans, timetables, study schedules and much more. In AGNES, you can also sign up for numerous courses.



Step-by-step guide to course registration

- Log in with your HU account.
- Make sure the semester is selected in which you want to take a course.
- Look for your desired course using the search option or through the course catalogue.
- Confirm your registration.
- Check the result of your registration.

<https://agnes.hu-berlin.de>
agnes@hu-berlin.de

Exam registration

AGNES – online exam registration – <https://agnes.hu-berlin.de>

A large number of the exam registrations at Humboldt-Universität are carried out centrally through "AGNES – Lehre und Prüfung Online". When you begin your course of study, you receive a TAN list, which you need for all procedures relating to your studies. This can be used not only for exam registration and deregistration, but also for checking your grade overview and to change your address.



Step-by-step guide to exam registration

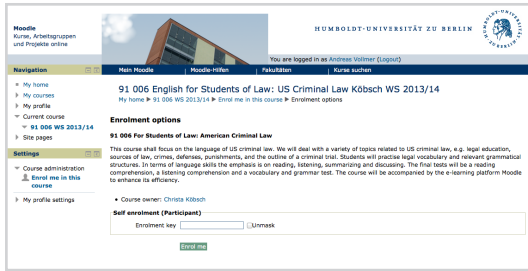
- Log in with your HU account.
- Select "exam registration", read the instructions and confirm this using a TAN number.
- Exam tree: select your desired exam/exam date.
- Confirm your exam registration or deregistration using a TAN number
- Register for further exams.
- Check your list of registered exams.

<https://agnes.hu-berlin.de>
agnes@hu-berlin.de

What is Moodle?

Moodle is an online platform that provides secured and customisable digital course rooms designed to support courses, work groups and projects, e.g. by supplying:

- texts, media files as well as seminar schedules and folders, reading lists and lists of participants;
- tools for organisation, communication and collaboration (forums, calendars, Etherpads, notifications or wikis) as well as tools for tests and for handing in assignments.



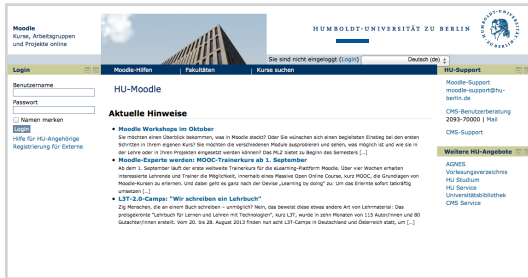
<http://moodle.hu-berlin.de>

Moodle in context

Whereas AGNES is responsible for the external organisation of all courses, Moodle focuses on content-related support. The individual teacher(s) shall determine whether their course will be supported by Moodle and in what way. Even work groups not related to a course can set up and use Moodle areas, e.g. student projects or student councils.

Moodle - Access to Moodle – <https://moodle.hu-berlin.de>

- Search for your course in "AGNES – Lehre und Prüfung Online" and acquaint yourself with the rules on participation in Moodle. Copy or make a note of the course number or title.
- Log into Moodle with your HU account.

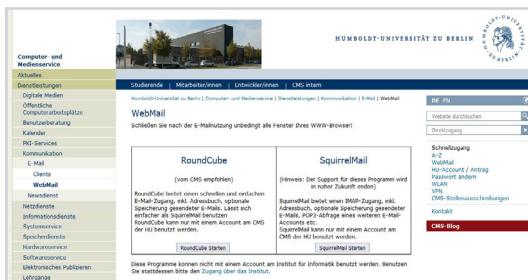


moodle-support@hu-berlin.de

- Find your course using the "course search" and the course number and title that you copied. In order to sign up for Moodle courses, you usually need an enrolment key, which you receive from the teacher of the course typically at the beginning of the semester.
- If you don't receive your HU account until later and are accessing Moodle, at first, through your email address, please send a quick email to the Moodle support team. Your access to Moodle will then be switched to your HU account. All your activities thus far will not be affected.

Personal email address

Your HU account is linked with a personal email address, which will be used by all HU services as the standard communication channel. Library notices, annual prompts to change your password as well as messages from Moodle and Agnes are sent to this address. Furthermore, using an HU email address makes it easier to communicate with the support team because HU students can be recognised as such through their email address.



<https://webmail.hu-berlin.de>

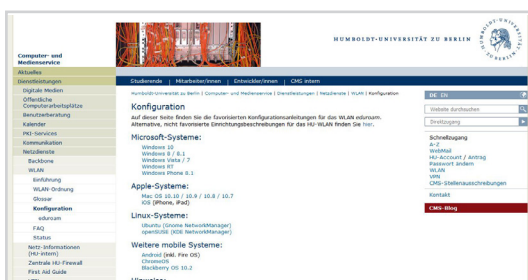
Email clients

For reading and writing emails online, there are two web clients available at <https://webmail.hu-berlin.de>

Instructions on how to set up your email address on your own computer for all common email clients can be found at <https://u.hu-berlin.de/mail-config>

eduroam

eduroam (education roaming) is a worldwide network of universities each providing Wi-Fi to its own members as well as to those of the other universities in the network. At <https://wlan.hu-berlin.de>, you can find instructions on how to configure your eduroam profile on your own computer.



<https://wlan.hu-berlin.de>

Computer lab

In the HU libraries, there are computer labs with computer terminals, where students can log in with their HU accounts (username: "HU-Account@student"). The computers provide access to the library's online resources as well as a diverse range of programmes. A list of our services can be found at <https://www.pc-saal.hu-berlin.de>.

VPN

With a VPN (virtual private network) connection, you can make use of on-campus services like restricted library access from home. Instructions for this and the corresponding client software can be found at <https://vpn.hu-berlin.de>.