


Information for Students



HU-Account

University Calendar

Exam Registration

Moodle

Computer- und Medienservice der Humboldt-Universität, 09/2009

HU-Account

HU-Account – <http://amor.cms.hu-berlin.de/>

What is an HU-Account?

To have your own HU-Account is precondition for using all electronic services of the university. This account consists of a user name and a password. Together with your matriculation documents you receive automatically your own account – you just need to activate it!

What is this account needed for?

Only by using your account you can register online for lectures and exams. Besides this, there are manifold services, which will facilitate your study planning and will improve your communication with teachers and fellow students. You have access to AGNES, Moodle, E-mail, W-LAN, VPN, PC-labs, etc.

Through the website <http://amor.cms.hu-berlin.de/> you may activate your account and receive information about other useful services.



<http://amor.cms.hu-berlin.de>

University Calendar

AGNES – University Calendar Online – <http://agnes.hu-berlin.de/>

Within “AGNES – Teaching and Exams Online” you will find all lectures at the university. In addition, you can get information about teachers, office hours, lecture hall locations, timetables, etc. You may also apply online for the participation in lectures, seminars, etc.



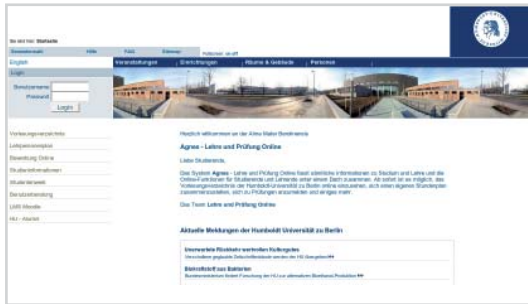
How to take courses online?

- Log in with your HU-account.
- Check if you have verified the right semester in order to find suitable courses.
- Search for the wanted course via course search or via university calendar.
- Approve your choice.
- Control result of your action.

<http://agnes.hu-berlin.de> – agnes-support@hu-berlin.de

AGNES – Exam Registration Online – <http://agnes.hu-berlin.de/>

The majority of exam registration procedures at our university is carried out online via the system AGNES. At the beginning of your studies, you receive a TAN-list, which is needed for all procedures relevant to your studies. It allows you to register for and to unsubscribe from exams, to view your performance overview and to change your address.



Exam Registration Step by Step

- Log in with your HU-account.
- Follow instruction and acknowledge by entering a TAN.
- Search for the wanted course via course search or via university calendar.
- Approve your choice.
- Control result of your action.

<http://agnes.hu-berlin.de> – agnes-support@hu-berlin.de

What is Moodle?

Moodle is an online-platform that offers configurable digital rooms for various teaching and learning scenarios.

Moodle offers

- conventional tools for the assistance of courses (syllabus and course material, bibliography and list of participants)
- tools for the organization, communication and cooperation (forums, calendars, chats or wikis) as well as tools for tests, assignments and for the communication with the lecturers.

Moodle in context

While AGNES is concerned with the external organization of all courses, Moodle serves to assist each individual course. Whether and how courses are supported by Moodle depends on the respective lecturers.

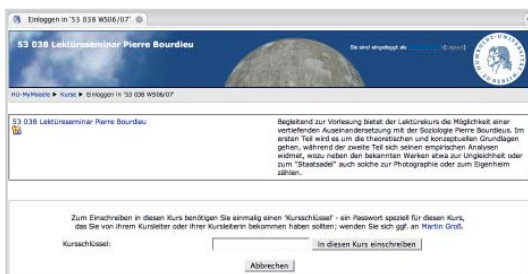
It is also possible to use Moodle for study or working groups like projects or student's associations.



<http://moodle.hu-berlin.de>

Access to Moodle

- Go to „AGNES – Teaching and Exams Online”, look for your course and learn about the conditions of participation. There you will find a reference or link to a possibly supporting Moodle course.
- When you have gathered information in AGNES you can also call up Moodle directly. Log in with your HU account and you will be forwarded to your personal MyMoodle page. There you will find all your Moodle courses you have registered for.
- In order to find further courses just search for the title of your course via the search function. For the registration in Moodle courses you usually need an enrollment key. You will receive it from the respective lecturers, mostly at the start of the semester.



<http://moodle.hu-berlin.de>
moodle-support@hu-berlin.de